

BBM
PLANING TOOLS

PLANING TOOLS



WHEN PERFORMANCE COUNTS

MICOR
TOOLING



CONTENTS

DIMENSIONING	4
TONGUE, GROOVE & PANELS	12
PLANING	28
SPLITTING	34
PLANER KNIVES	37
ACCESSORIES	39



WHEN PERFORM COUNTS

COUNT ON US

Micor Tooling offers a complete portfolio of saw blades, band saw blades, planing tools, moulders and PCD tools. At our three manufacturing sites in Sweden, and Finland we produce our world leading brands; Micor, Langshyttan, BBM and LTT which are sold to over 40 countries worldwide. Building on our more than 150 years of combined know-how, we know what is required. Given that Micor Tooling has multiple production sites we can maintain short lead times and flexibility when service counts.

Micor Tooling's aim is to develop highly efficient tools, create innovative ideas and to set sustainable trends. These innovations not only make production processes faster, more flexible, and more cost-effective, but also combine ecology and economy with the best machining quality.

At Micor Tooling, craftsmanship and personal commitment, combined with ongoing efforts to improve and develop ourselves, provides us with a consistent high level of quality. Micor Tooling use renewable energy and is ISO 9001/14001-certified.

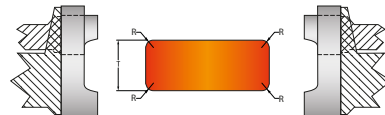
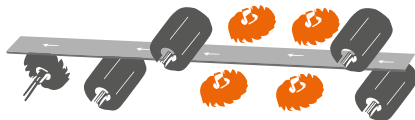
PERFORMANCE



ADJUSTABLE RADIUS CUTTER



Flexible tool suitable for small batch production and varying dimensions. T is adjusted with spacer rings. Setting rings and external rings are additional.



TECHNICAL DATA

D	Z	BORE	ART.NO. RH	ART.NR. LH
180	6	**	E01.*****	E01.*****
200	8	**	E01.*****	E01.*****
220	10	**	E01.*****	E01.*****
250	12	**	E01.*****	E01.*****
280	16	**	E01.*****	E01.*****

DIMENSION TABLE

T mm	R mm	PROFILE NO. LH	PROFILE NO. RH
19-48	4	23982	23981

OPTIONS

ACCESSORIES	ART.NO.
Hydro sleeve	B45/60-115
Hydro sleeve	B50/60-115
Hydro sleeve	B60/70-140

ACCESSORIES

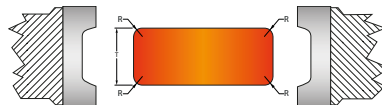
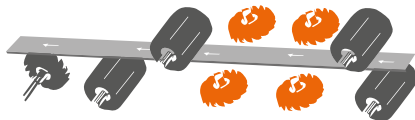
ACCESSORIES	ART.NO.
Spacer ring set	RP9060-29



DOUBLE RADIUS CUTTER



Double radius cutter for volume production.
Also available with multiple profiles for short set up times when changing profile.



TECHNICAL DATA

D	Z	BORE	ART.NO. RH/LH
180	6	**	E02.*****
200	8	**	E02.*****
220	10	**	E02.*****
250	12	**	E02.*****
250	16	**	E02.*****
280	16	**	E02.*****

DIMENSION TABLE

T mm	R mm	PROFILE NO. LH	PROFILE NO. RH
22	4	20090	20090
28	4	20091	20091
38	4	20092	20092
45	4	20093	20093
70	4	20095	20095

OPTIONS

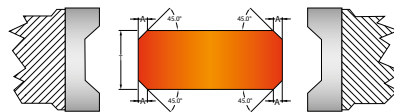

ACCESSORIES	ART.NO.
Hydro sleeve	A45/60-55
Hydro sleeve	A50/60-55
Hydro sleeve	A45/60-75
Hydro sleeve	A50/60-75



DOUBLE CHAMFER CUTTER



Double chamfer cutter for volume production. Also available with multiple profiles for short set up times when changing profile.



TECHNICAL DATA

D	Z	BORE	ART.NO. RH/LH
180	6	**	E03.*****
200	8	**	E03.*****
220	10	**	E03.*****
250	12	**	E03.*****
250	16	**	E03.*****
280	16	**	E03.*****

DIMENSION TABLE

T mm	R mm	PROFILE NO. LH	PROFILE NO. RH
22	4	20080	20080
28	4	20081	20081
38	4	20082	20082
45	4	20083	20083
70	4	20084	20084

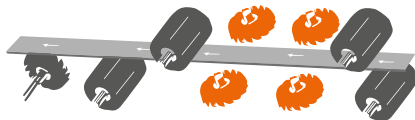
OPTIONS

ACCESSORIES	ART.NO.
Hydro sleeve	A45/60-55
Hydro sleeve	A50/60-55
Hydro sleeve	A45/60-75
Hydro sleeve	A50/60-75



RADIUS CUTTER

Radius cutter for volume production. Suitable for machines with multiple side spindle pairs for fast adjustment of product dimension.



TECHNICAL DATA

D	Z	BORE	ART.NO. RH	ART.NR. LH
180	6	**	E04.*****	E04.*****
200	8	**	E04.*****	E04.*****
220	10	**	E04.*****	E04.*****
250	12	**	E04.*****	E04.*****
250	16	**	E04.*****	E04.*****
280	16	**	E04.*****	E04.*****

DIMENSION TABLE

T mm	R mm	PROFILE NO. LH	PROFILE NO. RH
45	4	22363	22364

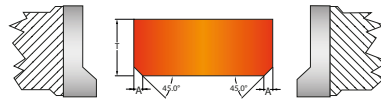

OPTIONS

ACCESSORIES	ART.NO.
Hydro sleeve	A45/60-55
Hydro sleeve	A50/60-55



CHAMFER CUTTER

Chamfer cutter for volume production. Suitable for machines with multiple side spindle pairs for fast adjustment of product dimension.



TECHNICAL DATA

D	Z	BORE	ART.NO. RH	ART.NR. LH
180	6	**	E05.*****	E05.*****
200	8	**	E05.*****	E05.*****
220	10	**	E05.*****	E05.*****
250	12	**	E05.*****	E05.*****
250	16	**	E05.*****	E05.*****
280	16	**	E05.*****	E05.*****

DIMENSION TABLE

T mm	A mm	PROFILE NO. LH	PROFILE NO. RH
45	Max 5	20076	20075

OPTIONS

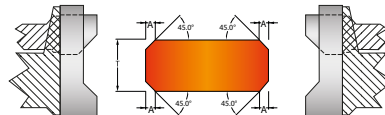
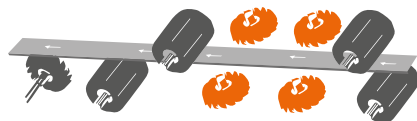
ACCESSORIES	ART.NO.
Hydro sleeve	A45/60-55
Hydro sleeve	A50/60-55



ADJUSTABLE CHAMFER CUTTER



Flexible tool suitable for small batch production and varying dimensions. T is adjusted with spacer rings. Setting rings and external rings are additional.



TECHNICAL DATA

D	Z	BORE	ART.NO. RH	ART.NR.LH
180	6	**	E06.*****	E06.*****
200	8	**	E06.*****	E06.*****
220	10	**	E06.*****	E06.*****
250	12	**	E06.*****	E06.*****
280	16	**	E06.*****	E06.*****

DIMENSION TABLE

T mm	R mm
9-48	Max 5

OPTIONS

ACCESSORIES	ART.NO.
Hydro sleeve	B45/60-115
Hydro sleeve	B50/60-115
Hydro sleeve	B60/70-140

ACCESSORIES

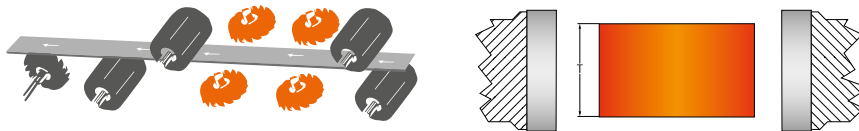
ACCESSORIES	ART.NO.
Spacer ring set	RP9060-29
Spacer ring set	RP10470-29



STRAIGHT EDGE CUTTER



Straight tool for volume production.



TECHNICAL DATA

D	Z	BORE	ART.NO. RH/LH
180	6	**	E07.*****
200	8	**	E07.*****
220	10	**	E07.*****
250	12	**	E07.*****
250	16	**	E07.*****
280	16	**	E07.*****

DIMENSION TABLE

T mm	PROFILE NO. LH	PROFILE NO. RH
45	23	23
70	26	26

OPTIONS

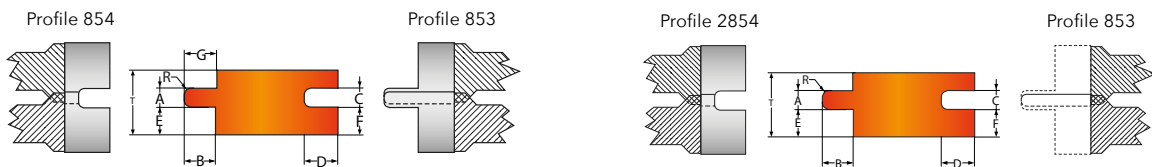
ACCESSORIES	ART.NO.
Hydro sleeve	A45/60-55
Hydro sleeve	A50/60-55
Hydro sleeve	A45/60-75
Hydro sleeve	A50/60-75






TONGUE, GROOVE AND PANELS

Tools for panel production. Also produced for specific measurements and custom profiles. External rings are additional.



TONGUE AND GROOVE



TECHNICAL DATA

D	Z	BORE	ART.NO. TONGUE (OPEN)	ART.NO. GROOVE	ART.NO. TONGUE (CLOSED)
180	6	**	E10.*****	E10.*****	E10.*****
200	8	**	E10.*****	E10.*****	E10.*****
220	10	**	E10.*****	E10.*****	E10.*****
250	12	**	E10.*****	E10.*****	E10.*****
250	16	**	E10.*****	E10.*****	E10.*****
280	16	**	E10.*****	E10.*****	E10.*****

DIMENSION TABLE

T MM	A MM	B MM	C MM	D MM	E MM	F MM	G MM	R MM	PROFILE NO. TONGUE (OPEN)	PROFILE NO. GROOVE	PROFILE NO. TONGUE (CLOSED)
13-16-22	4,5-6	10	4,9-6,4	11	4,5-7,9	4,3-6,8-8,8	11	1,5	854	853	-
28-34	8	10	8,4	11	11-14	10,8-13,8	11	1,5	858	857	-
13-16-22	4,5-6	10	4,9-6,4	11	4,5-7,9	4,3-6,8-8,8	-	1,5	-	-	2854
28-34	8	10	8,4	11	11-14	10,8-13,8	-	1,5	-	-	2858

OPTIONS

ACCESSORIES	ART.NO.
Hydro sleeve	B45/60-75
Hydro sleeve	B50/60-75
Hydro sleeve	B60/70-75
Hydro sleeve	BL45/100-75
Hydro sleeve	BL50/100-75

CONICAL TONGUE AND GROOVE WITH FREE CUT



TECHNICAL DATA

D	Z	BORE	ART.NO. RH	ART.NR.LH
180	6	**	E11.*****	E11.*****
200	8	**	E11.*****	E11.*****
220	10	**	E11.*****	E11.*****
250	12	**	E11.*****	E11.*****
250	16	**	E11.*****	E11.*****
280	16	**	E11.*****	E11.*****

DIMENSION TABLE

T MM	A MM	B MM	G MM	C MM	D MM	PROFILE NO. LH	PROFILE NO. RH
16-19-22	5,4-6,9	7	8	5,8-7,3	8	134	33
28	8,6	8	9	9,3	9	138	37

OPTIONS

ACCESSORIES	ART.NO.
Hydro sleeve	B45/60-75
Hydro sleeve	B50/60-75
Hydro sleeve	B60/70-75
Hydro sleeve	BL45/100-75
Hydro sleeve	BL50/100-75

TONGUE AND GROOVE WITH DOUBLE CHAMFER



TECHNICAL DATA

D	Z	BORE	ART.NO. RH	ART.NR. LH
180	6	**	E12.*****	E12.*****
200	8	**	E12.*****	E12.*****
220	10	**	E12.*****	E12.*****
250	12	**	E12.*****	E12.*****
250	16	**	E12.*****	E12.*****
280	16	**	E12.*****	E12.*****

DIMENSION TABLE

T MM	A MM	B MM	C MM	D MM	E MM	F MM	R MM	PROFILE NO. LH	PROFILE NO. RH
19	4,8	7	4,9	8	4	3,95	1,5	386	385
22	6,3	7	6,4	8	4,5	4,45	1,5	388	387

OPTIONS

ACCESSORIES	ART.NO.
Hydro sleeve	B45/60-75
Hydro sleeve	B50/60-75
Hydro sleeve	B60/70-75
Hydro sleeve	BL45/100-75
Hydro sleeve	BL50/100-75

TONGUE AND GROOVE WITH CHAMFER



TECHNICAL DATA

D	Z	BORE	ART.NO. RH	ART.NR.LH
180	6	**	E13.*****	E13.*****
200	8	**	E13.*****	E13.*****
220	10	**	E13.*****	E13.*****
250	12	**	E13.*****	E13.*****
250	16	**	E13.*****	E13.*****
280	16	**	E13.*****	E13.*****

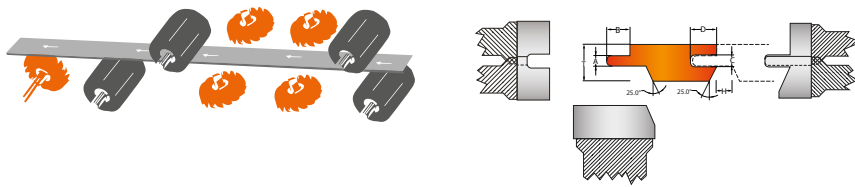
DIMENSION TABLE

T MM	A MM	B MM	C MM	D MM	E MM	F MM	G MM	R MM	PROFILE NO. GROOVE	PROFILE NO. TONGUE CLOSED
13	4	6,5	4,4	7,5	2	1,8	7,5	1,5	100	99
16	4,5	10	4,9	11	2,5	2,3	11	1,5	23214	23213
19	4,5	7	4,9	8	4	3,8	8	1,5	104	103

OPTIONS

ACCESSORIES	ART.NO.
Hydro sleeve	B45/60-75
Hydro sleeve	B50/60-75
Hydro sleeve	B60/70-75
Hydro sleeve	BL45/100-75
Hydro sleeve	BL50/100-75

PANEL WITH 25° CHAMFER



TECHNICAL DATA

D	Z	BORE	ART.NO. LH	ART.NO. RH	ART.NO. BS
180	6	**	E10.*****	E14.*****	E14.*****
200	8	**	E10.*****	E14.*****	E14.*****
220	10	**	E10.*****	E14.*****	E14.*****
250	12	**	E10.*****	E14.*****	E14.*****
250	16	**	E10.*****	E14.*****	E14.*****
280	16	**	E10.*****	E14.*****	E14.*****

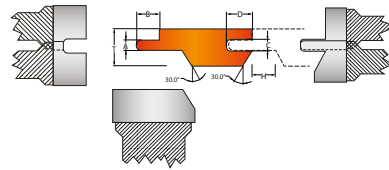
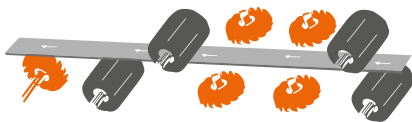
DIMENSION TABLE

T MM	A MM	B MM	C MM	D MM	H MM	PROFILE NO. LH	PROFILE NO. RH	PROFILE NO. BS
16-16-22	4,5-6	10	4,9-6,4	11	Adjustable	2854	20863	21396

OPTIONS

ACCESSORIES	ART.NO.
Hydro sleeve	A45/60-55
Hydro sleeve	A50/60-55
Hydro sleeve	B45/60-75
Hydro sleeve	B50/60-75
Hydro sleeve	B60/70-75
Hydro sleeve	BL45/100-75
Hydro sleeve	BL50/100-75

PANEL WITH 30° CHAMFER



TECHNICAL DATA

D	Z	BORE	ART.NO. LH	ART.NO. RH	ART.NO. BS
180	6	**	E10.*****	E15.*****	E15.*****
200	8	**	E10.*****	E15.*****	E15.*****
220	10	**	E10.*****	E15.*****	E15.*****
250	12	**	E10.*****	E15.*****	E15.*****
250	16	**	E10.*****	E15.*****	E15.*****
280	16	**	E10.*****	E15.*****	E15.*****


DIMENSION TABLE

T MM	A MM	B MM	C MM	D MM	H MM	PROFILE NO. LH	PROFILE NO. RH	PROFILE NO. BS
12,5-14-19,5-22,5	4-6	10	4,4-6,5	11	Adjustable	2854	23301	23121

OPTIONS

ACCESSORIES	ART.NO.
Hydro sleeve	A45/60-55
Hydro sleeve	A50/60-55
Hydro sleeve	B45/60-75
Hydro sleeve	B50/60-75
Hydro sleeve	B60/70-75
Hydro sleeve	BL45/100-75
Hydro sleeve	BL50/100-75

PANEL WITH RADIUS CORNER



TECHNICAL DATA

D	Z	BORE	ART.NO. LH	ART.NO. RH	ART.NO. BS
180	6	**	E10.*****	E16.*****	E16.*****
200	8	**	E10.*****	E16.*****	E16.*****
220	10	**	E10.*****	E16.*****	E16.*****
250	12	**	E10.*****	E16.*****	E16.*****
250	16	**	E10.*****	E16.*****	E16.*****
280	16	**	E10.*****	E16.*****	E16.*****

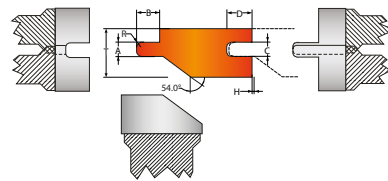
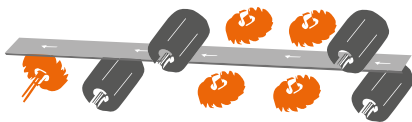
DIMENSION TABLE

T MM	A MM	B MM	C MM	D MM	R MM	H MM	PROFILE NO. LH	PROFILE NO- RH	PROFILE NO. BS
16	4,5	10	4,9	11	6,5	Adjustable	2854	25481	22527

OPTIONS

ACCESSORIES	ART.NO.
Hydro sleeve	A45/60-55
Hydro sleeve	A50/60-55
Hydro sleeve	B45/60-75
Hydro sleeve	B50/60-75
Hydro sleeve	B60/70-75
Hydro sleeve	BL45/100-75
Hydro sleeve	BL50/100-75

PANEL WITH SINGLE CHAMFER



TECHNICAL DATA

D	Z	BORE	ART.NO. LH	ART.NO. RH	ART.NO. BS
180	6	**	E10.*****	E10.*****	E17.*****
200	8	**	E10.*****	E10.*****	E17.*****
220	10	**	E10.*****	E10.*****	E17.*****
250	12	**	E10.*****	E10.*****	E17.*****
250	16	**	E10.*****	E10.*****	E17.*****
280	16	**	E10.*****	E10.*****	E17.*****

DIMENSION TABLE

T MM	A MM	B MM	C MM	D MM	R MM	H MM	PROFILE NO. LH	PROFILE NO. RH	PROFILE NO. BS
16-22	4,5-6	10	4,9-6,4	11	1,5	Adjustable	2854	853	34433

OPTIONS

ACCESSORIES	ART.NO.
Hydro sleeve	A45/60-55
Hydro sleeve	A50/60-55
Hydro sleeve	B45/60-75
Hydro sleeve	B50/60-75
Hydro sleeve	B60/70-75
Hydro sleeve	BL45/100-75
Hydro sleeve	BL50/100-75

WEATHERBOARDING



TECHNICAL DATA

D	Z	BORE	ART.NO. LH/RH
180	6	**	E18.*****
200	8	**	E18.*****
220	10	**	E18.*****
250	12	**	E18.*****
250	16	**	E18.*****
280	16	**	E18.*****

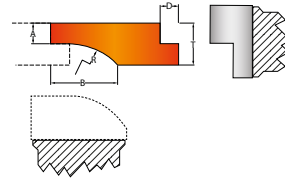
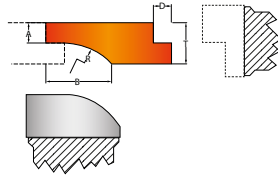
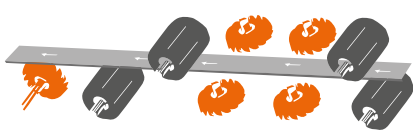
DIMENSION TABLE

T MM	A MM	C MM	D MM	PROFILE NO. LH	PROFILE NO. RH
22	9	10	16	20687	20687
34	14	17	15,5	21365	21365

OPTIONS

ACCESSORIES	ART.NO.
Hydro sleeve	A45/60-55
Hydro sleeve	A50/60-55

SHIPLAP



TECHNICAL DATA

D	Z	BORE	ART.NO. BS	ART.NR. RH
180	6	**	E19 *****	E19.*****
200	8	**	E19 *****	E19.*****
220	10	**	E19 *****	E19.*****
250	12	**	E19 *****	E19.*****
250	16	**	E19 *****	E19.*****
280	16	**	E19 *****	E19.*****

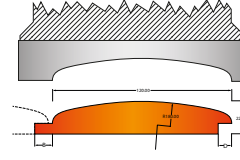
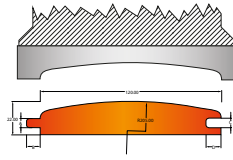
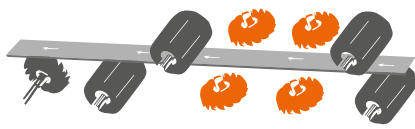
DIMENSION TABLE

T MM	A MM	B MM	D MM	H MM	R MM	PROFILE NO. BS	PROFILE NO. RH
22	11	35	10	10	35	12275	23789

OPTIONS

ACCESSORIES	ART.NO.
Hydro sleeve	A45/60-55
Hydro sleeve	A50/60-55

TG WOOD CABIN PANELS



TECHNICAL DATA

D	Z	BORE	ART.NO. TS
180	6	**	E20.*****
200	8	**	E20.*****
220	10	**	E20.*****
250	12	**	E20.*****
250	16	**	E20.*****
280	16	**	E20.*****

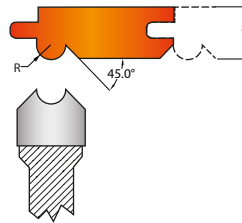
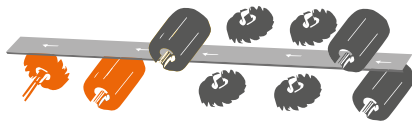
DIMENSION TABLE

A MM	B MM	C MM	D MM	PROFILE NO. TS TONGUE & GROOVE
6	10	6,4	11	20007

DIMENSION TABLE

B MM	D MM	PROFILE NO. TS
12	10	21508

PROFILED CLADDING



TECHNICAL DATA

D	Z	BORE	ART.NO. TS
180	6	**	E21.*****
200	8	**	E21.*****
220	10	**	E21.*****
250	12	**	E21.*****
250	16	**	E21.*****
280	16	**	E21.*****

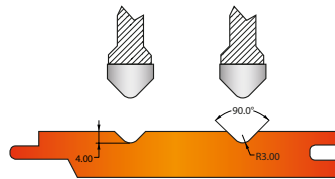
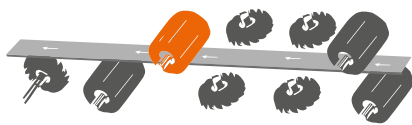
DIMENSION TABLE

T MM	R MM	PROFILE NO.
13	4	24004
16	4	24004

OPTIONS

ACCESSORIES	ART.NO.
Hydro sleeve	A45/60-55
Hydro sleeve	A50/60-55

PANEL, BACK SIDE GROOVES




TECHNICAL DATA

D	Z	BORE	ART.NO. TS
180	6	**	E22.*****
200	8	**	E22.*****
220	10	**	E22.*****
250	12	**	E22.*****
250	16	**	E22.*****
280	16	**	E22.*****

OPTIONS

ACCESSORIES	ART.NO.
Hydro sleeve	B45/60-140
Hydro sleeve	B50/60-140
Hydro sleeve	B45/60-190
Hydro sleeve	B50/60-190
Hydro sleeve	B60/70-190

LID LATHS



TECHNICAL DATA

D	Z	BORE	ART.NO. BS	ART.NO. TS	ART.NO. LH	ART.NO. RH
180	6	**		E23.*****	E23.*****	E23.*****
200	8	**		E23.*****	E23.*****	E23.*****
220	10	**		E23.*****	E23.*****	E23.*****
250	12	**		E23.*****	E23.*****	E23.*****
250	16	**		E23.*****	E23.*****	E23.*****
280	16	**		E23.*****	E23.*****	E23.*****
225	6	**	E23.*****			
250	8	**	E23.*****			
250	10	**	E23.*****			
300	12	**	E23.*****			

DIMENSION TABLE

T MM	R MM	L MM	PROFILE NO. LH	PROFILE NO. RH	PROFILE NO. TS	PROFILE NO. BS
16	5	45	28071	28072	12484	30010

OPTIONS

ACCESSORIES	ART.NO.
Hydro sleeve	A45/60-55
Hydro sleeve	A50/60-55
Hydro sleeve	B45/60-75
Hydro sleeve	B45/60-140
Hydro sleeve	B50/60-75
Hydro sleeve	B50/60-140
Hydro sleeve	B60/70-75

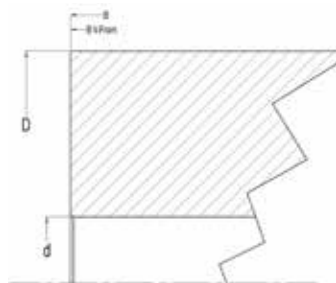
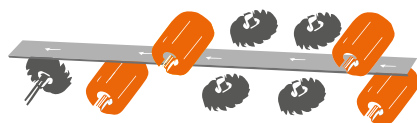




HYDRO PLANER CUTTER



Cutter for planing i high feeds and demanding applications. Use with thin planer knives, page 69-70 and safety ring, page 73.



TECHNICAL DATA

D	D2	B	Z	BORE	RPM	ART.NO.
180	172	235	6	**	6000	E24.*****
180	172	235	8	**	6000	E24.*****
203	172	235	8	**	6000	E24.*****
203	195	235	10	**	6000	E24.*****
203	195	235	12	**	6000	E24.*****
203	195	260	10	**	6000	E24.*****
203	195	260	12	**	6000	E24.*****
203	195	260	16	**	6000	E24.*****
250	242	310	16	**	6000	E24.*****
250	242	310	20	**	6000	E24.*****

TORQUE WRENCH FOR PLANER CUTTERS	ART.NO.
Wrench 19-110Nm L385	V745600
M10 bits 3/8 hex	V745610
M12 bits 3/8 hex	V745611

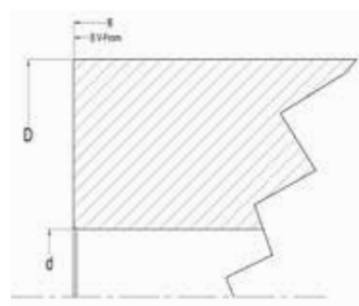
ACCESSORIES	ART.NO.
Posting tool	Y527-Trapp2/3
M12x20 Screw	K32087
Safety ring Ø45 spindle	K32091
Safety ring Ø50 spindle	K32092
Safety ring Ø60 spindle	K32093



LIGHT HYDRO PLANER CUTTER



Light weight cutter for planing i high feeds and demanding applications. Use with serrated planer knives, page 69-70 and safety ring, page 73.



TECHNICAL DATA

D	D2	B	Z	BORE	RPM	ART.NO.
180	172	235	6	**	6000	E25.*****
180	172	235	8	**	6000	E25.*****
203	172	235	8	**	6000	E25.*****
203	195	235	10	**	6000	E25.*****
203	195	235	12	**	6000	E25.*****
203	195	260	10	**	6000	E25.*****
203	195	260	12	**	6000	E25.*****
203	195	260	16	**	6000	E25.*****
250	242	310	16	**	6000	E25.*****
250	242	310	20	**	6000	E25.*****

TORQUE WRENCH FOR PLANER CUTTERS	ART.NO.
Wrench 19-110Nm L385	V745600
M10 bits 3/8 hex	V745610
M12 bits 3/8 hex	V745611

ACCESSORIES	ART.NO.
M12x20 Screw	K32087
Safety ring Ø45 spindle	K32091
Safety ring Ø50 spindle	K32092
Safety ring Ø60 spindle	K32093

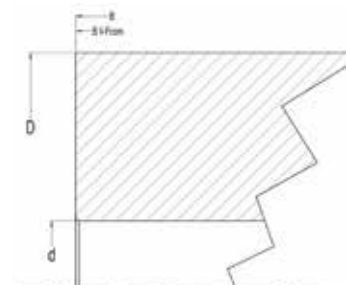
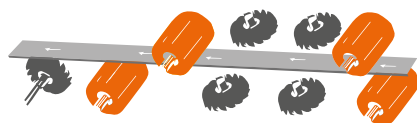
IF YOU CAN'T FIND WHAT YOU'RE LOOKING FOR PLEASE CONTACT: SUPPORT@MICORTOOLING.COM



HYDRO HELIX CUTTER



Pre cutting spiral tool with recessed indexable knives. Also available in light weight model. Can be ordered in different types with directed chip removal. Use with safety ring, page 73



TECHNICAL DATA

D	B	Z	BORE	RPM	ART.NO. SINGLE HELIX	ART.NO. PLOW HELIX
180	235	4+4	**	6000	E26.*****	E26.*****
180	235	5+5	**	6000	E26.*****	E26.*****
180	235	6+6	**	6000	E26.*****	E26.*****
200	235	5+5	**	6000	E26.*****	E26.*****
200	235	6+6	**	6000	E26.*****	E26.*****
200	260	7+7	**	6000	E26.*****	E26.*****
200	260	5+5	**	6000	E26.*****	E26.*****
200	260	6+6	**	6000	E26.*****	E26.*****
200	260	7+7	**	6000	E26.*****	E26.*****
250	310	7+7	**	6000	E26.*****	E26.*****
250	310	8+8	**	6000	E26.*****	E26.*****

TORQUE WRENCH FOR HELIX	ART.NO.
Wrench 5-14 Nm	V745500
Bit holder 1/4 S6mm L=105	V745540
Bit Torx 20 L = 50	V745547

ACCESSORIES	ART.NO.
Helix insert knife R115 15x15x2,5	15152,5-R115C
Helix screw	Helix screw R20
Safety ring Ø45 spindle	K32091
Safety ring Ø50 spindle	K32092
Safety ring Ø60 spindle	K32093


IF YOU CAN'T FIND WHAT YOU'RE LOOKING FOR PLEASE CONTACT: SUPPORT@MICORTOOLING.COM



HYDRO PROFILE CUTTER



Cutter for profiled blanks. Used with profiled blanks (below) and safety ring, page 73.



TECHNICAL DATA

D	B	Z	BORE	RPM	ART.NO.
150	60	6	**	6000	E27,*****
150	160	4	**	6000	E27,*****
150	160	6	**	6000	E27,*****
163	60	8	**	6000	E27,*****

PROFILE BLANKS HSS

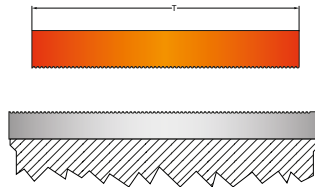

B mm	ART.NO. H=50 PROFILE DEPTH 13	ART.NO. H=60 PROFILE DEPTH 23	ART.NO. H=70 PROFILE DEPTH 32
40	K224050HSSR	K224060HSSR	K224070HSSR
60	K226050HSSR	K226060HSSR	K226070HSSR
80	K228050HSSR	K228060HSSR	K228070HSSR
100	K2210050HSSR	K2210060HSSR	K2210070HSSR
110	K2211050HSSR	K2211060HSSR	K2211070HSSR
130	K2213050HSSR	K2213060HSSR	K2213070HSSR
150	K2215050HSSR	K2215060HSSR	K2215070HSSR
160	K2216050HSSR	K2216060HSSR	K2216070HSSR
180	K2218050HSSR	K2218060HSSR	K2218070HSSR
230	K2223050HSSR	K2223060HSSR	K2223070HSSR





PAIN CUTTER

BBM invented straight edged tool with serration which provides a surface similar to fine sawn.



TECHNICAL DATA

D	Z	BORE	ART.NO.
200	4	**	E28.*****
200	8	45	E28.*****
200	12	45	E28.*****
280	16	60	E28.*****

DIMENSION TABLE OPTIONS

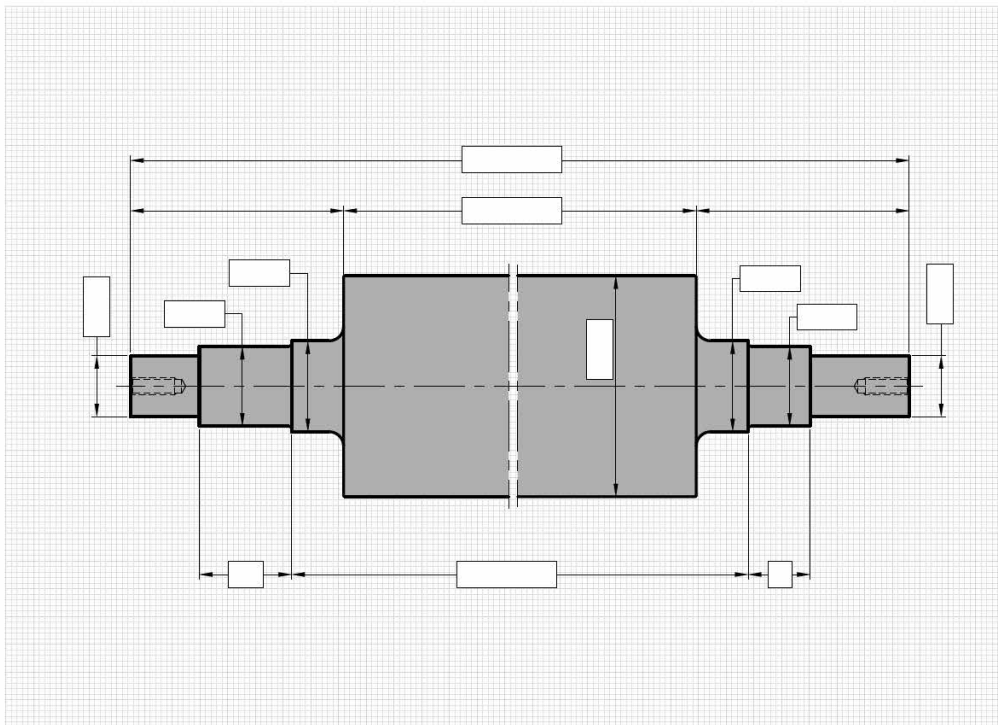
T mm	PROFILE NO.	ACCESSORIES	ART.NO.
145	10020	Hydro sleeve	B45/60-75
190	10021	Hydro sleeve	B50/60-75
		Hydro sleeve	B60/70-75
		Hydro sleeve	BL45/100-75
		Hydro sleeve	BL50/100-75



PLANER CUTTER WITH INTEGRATED SPINDLE



Special cutter with integrated spindle. Measurements and dimension varies depending on machine and should be specified when ordering.

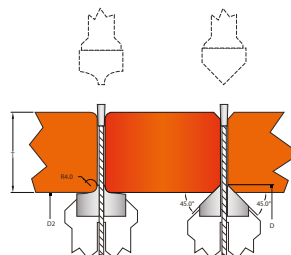





SPLITTING SET



Splitting sets can be ordered with side tools for radius, chamfer or stabilizers for straight cuts. Combine splitting blade Galax TRZ with side tools and dividing cutter in Hardyx to get a high performance cutting unit suitable for demanding applications.



TECHNICAL DATA

D	D2	Z	BORE	ART.NO. R4	ART.NO. 45°
135	127	6	**	E08.*****	E08.*****
135	127	8	**	E08.*****	E08.*****
162	154	6	**	E08.*****	E08.*****
162	154	8	**	E08.*****	E08.*****
162	154	10	**	E08.*****	E08.*****
206	198	10	**	E08.*****	E08.*****
206	198	12	**	E08.*****	E08.*****

DIMENSION TABLE

T mm	D mm	ART.NO. BLADE	D mm	PROFILE NO. R4	PROFILE NO. 45°	STABILIZER DIAMETER	STABILIZER ART. NO.
25	200	A70760	60	30030	40030	115	11560016,0-3
45	225	A70761	60	30030	40030	115	11560016,0-3
25	225	A70761	60	30032	40032	140	14060016,0-3
45	250	A70762	60	30032	40032	140	14060016,0-3
70	300	A70764	60	30032	40032	140	14060016,0-3
25	250	A70773	70	30034	40034	180	18070016,0-3
45	300	A70772	70	30034	40034	180	18070016,0-3
70	350	A70769	70	30034	40034	180	18070016,0-3

OPTIONS

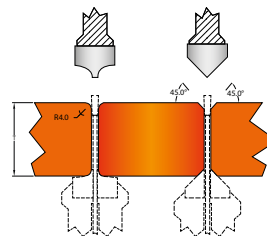

ACCESSORIES	ART.NO.
Hydro sleeve	B45/60-75
Hydro sleeve	B45/60-190
Hydro sleeve	C50/60-55
Hydro sleeve	B50/60-75
Hydro sleeve	B50/60-190
Hydro sleeve	B60/70-75
Hydro sleeve	B60/70-190

IF YOU CAN'T FIND WHAT YOU'RE LOOKING FOR PLEASE CONTACT: SUPPORT@MICORTOOLING.COM



DIVIDING CUTTER

Dividing cutter for top spindle, used in combination with splitting set. Available with radius or chamfer. Choose Hardyx and Solid hydro for shorter set up, high precision and long running time.



TECHNICAL DATA

D	Z	BORE	ART.NO. R4	ART.NO. 45°
180	6	**	E09.*****	E09.*****
200	8	**	E09.*****	E09.*****
200	10	**	E09.*****	E09.*****
220	12	**	E09.*****	E09.*****
250	12	**	E09.*****	E09.*****
280	16	**	E09.*****	E09.*****

DIMENSION TABLE

PROFILE NO. R4	PROFILE NO. 45°
30867	40867

OPTIONS

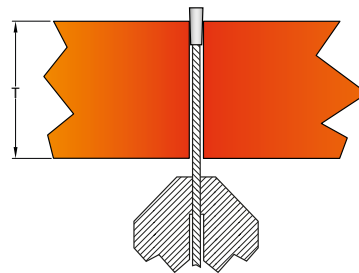
ACCESSORIES	ART.NO.
Hydro sleeve	A45/60-55
Hydro sleeve	A50/60-55
Hydro sleeve	A60/70-55



SPLITTING BLADE GALAX TRZ



High performance splitting blade for planers. Innovative design and technical characteristics enables extreme running time and a cut surface comparable to planed surface. The Galax TRZ is also outstanding at very high feeding speeds. Suitable for both vertical and horizontal splits.



TECHNICAL DATA

D mm	B mm	b mm	Z	d mm
200	3,0	2,0	28	60
225	3,2	2,2	42	60
250	3,4	2,4	46	60
300	3,5	2,5	52	60
250	3,4	2,4	46	70
300	3,5	2,5	52	70
350	3,5	2,5	60	70

SPLITTING BLADE GALAX TRZ FOR LOW FEED

Feed up to 100 m/m

D mm	B mm	b mm	Z	d mm
225	3,2	2,2	32	60
250	3,4	2,4	36	60




PLANER KNIVES

GALAX PRO

A high performance planer knife that vastly improves running times compared to HSS. GalaxPro also allows a higher feeding speed and provides better surface finish. The material is not brittle which makes it durable to foreign objects such as clips and rocks.

DIMENSIONS THIN	DIMENSIONS THIN	DIMENSIONS BLACK SERRATED	ART.NO.	ART. NO.	ART.NO.
180x30x3			K308609		
230x30x3			K308613		
235x30x3			K308614		
260x30x3			K308616		
310x30x3			K308618		
	180x35x3			K308709	
	230x35x3			K308713	
	235x35x3			K308714	
	260x35x3			K308716	
	310x35x3			K308718	
		180x30x4			K308815
		230x30x4			K308818
		235x30x4			K308819
		260x30x4			K308822
		310x30x4			K308827




PLANING TOOLS

GALAX PRO+

A high performance planer knife that vastly improves running times compared to HSS. GalaxPro+ also allows a higher feeding speed and provides better surface finish. The material is not brittle which makes it durable to foreign objects such as clips and rocks. GalaxPro+ is extra suitable for materials rich with knots.

DIMENSIONS THIN	DIMENSIONS THIN	DIMENSIONS BLACK SERRATED	ART.NO.	ART. NO.	ART.NO.
180x30x3			K309209		
230x30x3			K309213		
235x30x3			K309214		
260x30x3			K309216		
310x30x3			K309218		
	180x35x3			K309109	
	230x35x3			K309113	
	235x35x3			K309114	
	260x35x3			K309116	
	310x35x3			K309118	
	180x30x4			K309315	
		230x30x4			K309317
		235x30x4			K309318
		260x30x4			K309321
		310x30x4			K309324





PLANER KNIVES

HSS

BBM:s HSS is optimized for good heat resistancy and long running time. It is suitable for soft materials and stays sharp for a long time.

DIMENSIONS THIN	DIMENSIONS THIN	DIMENSIONS BLACK SERRATED	ART.NO.	ART. NO.	ART.NO.
180x30x3			K308209		
230x30x3			K308213		
235x30x3			K308214		
260x30x3			K308216		
310x30x3			K308218		
180x35x3			K308309		
	230x35x3			K308313	
	235x35x3			K308314	
	260x35x3			K308316	
	310x35x3			K308318	
	180x30x4			K308815	
	230x30x4			K308818	
	235x30x4			K308819	
		260x30x4			K308822
		310x30x4			K308827

HSS



PROLITE

BBM ProLite is our cost efficient planer knife optimized for softwood. It's versatile and suitable also for material with a higher percentage of moisture.

DIMENSIONS THIN	DIMENSIONS THIN	DIMENSIONS BLACK SERRATED	ART.NO.	ART. NO.	ART.NO.
180x30x3			K308009		
230x30x3			K308013		
235x30x3			K308014		
260x30x3			K308016		
310x30x3			K308018		
	180x35x3			K308109	
	230x35x3			K308113	
	235x35x3			K308114	
	260x35x3			K308116	
	310x35x3			K308118	
	180x30x4			K308515	
		230x30x4			K308518
		235x30x4			K308522
		260x30x4			K308522
		310x30x4			K308527

PL





ACCESSORIES

HYDRO SLEEVES

D mm	d mm	FASTENING LENGHT	ART.NO. SLEEVE
60	45	40	B45/60-75
60	45	60	B45/60-95
60	45	105	B45/60-140
60	45	155	B45/60-190
60	50	40	B50/60-75
60	50	60	B50/60-95
60	50	105	B50/60-140
60	50	155	B50/60-190
70	60	40	B60/70-75
70	60	105	B60/70-140
70	60	155	B60/70-190



JOINTING STONES

ROUND JOINT		GRAIN					ART.NO.
Weinig	12x32	280	Coarse	Grey	HSS	Smaller moulders	V14401
Weinig	12x33				HW	Jointing carbide	V14402
Jonsered	15,5x100	120	Coarse	Grey	HSS	Standard Jonsered	V14403
Waco	16x100	120	Coarse	White	HSS	Coarse jointing Waco	V14404
Waco	16x125	240	Medium		HSS	Fine jointing works well on coated knives	V14405
SQUARE SHAPED							ART.NO.
Weinig	60x20x15	280	Coarse	Grey	HSS	Coarse jointing	V14406
Weinig	60x20x15	500	Fine		HSS	Fine jointing works well on coated knives	V14407

IF YOU CAN'T FIND WHAT YOU'RE LOOKING FOR PLEASE CONTACT: SUPPORT@MICORTOOLING.COM

ACCESSORIES



HYDRO GREASE

GREASE FOR PRESSURIZING OF TOOLS	ART.NO.
Grease cartridge 400g	K33090
M-08 Grease pump	V09201
Chuck for M-08 grease pump	K49828

NIPPLES	
Pressurizing nipple	32088
Release nipple	32089

GRINDING WHEELS FOR SCHNEEBERGER

Grinding wheels for front/breast in Schneberger grinding machines

WHEEL TYPE	DIMENSION	ART.NO.
Borazon 15V9, B126W75RCN	D=175x6x2x23, d=20	V772275
Diamond 15V9/45, D76W75RPN	D=175x10x2x23, d=20	V771075

Grinding wheels for back grinding of straight planer cutter heads

WHEEL TYPE	DIMENSION	ART.NO.
Borazon 6A9, B126C75	D=100x3x6, d=20	V772276



GRINDING WHEELS FOR WEINIG

Grinding wheels for back grinding of straight planer cutter heads
Weinig Rondamat 912 och 909

WHEEL TYPE	DIMENSION	ART.NO.
Borazon B126-C74-W	125x3x4x20	V772282

Front/breast grinding in Weinig Rondamat 912

WHEEL TYPE	DIMENSION	ART.NO.
Diamond, D76-C75-W	150x2x3,3x20	V771093
Borazon, B126-C75-W	150x2x3,3x20	V772289



DRESSING STONES FOR GRINDING WHEELS

DIMENSION	ART.NO.
100x25x13	V14341

IF YOU CAN'T FIND WHAT YOU'RE LOOKING FOR PLEASE CONTACT: SUPPORT@MICORTOOLING.COM

SAFETY RINGS

D mm	d mm	T mm	ART.NO. SAFETY RING
98	40	20	K32090
98	45	20	K32091
98	45	20	K32092
105	60	20	K32093
140	70	20	K32063



SPACER RINGS

T mm	ART.NO. D65/d40	ART.NO. D70/d45	ART.NO. D75/d50	ART.NO. D90/d60	ART.NO. D104/d70	ART.NO. D130/d100
0,1	6540-000,1	7045-000,1	7550-000,1	9060000,1-1	10470000,1-2	130100000,1-1
0,2	6540-000,2	7045-000,2	7550-000,2	9060000,2-1	10470000,2-2	130100000,2-1
0,5	6540-000,5	7045-000,5	7550-000,5	9060000,5-1	10470000,5-1	130100000,5-1
1,0	6540-001,0	7045-001,0	7550-001,0	9060001,0-1	10470001,0-2	130100001,0-1
2,0	6540-002,0	7045-002,0	7550-002,0	9060002,0-1	10470002,0-2	130100002,0-1
3,0	6540-003,0	7045-003,0	7550-003,0	9060003,0-1	10470003,0-2	130100003,0-1
5,0	6540-005,0	7045-005,0	7550-005,0	9060005,0-1	10470005,0-1	130100005,0-1
10,0	6540-010,0	7045-010,0	7550-010,0	9060010,0-1	10470010,0-1	130100010,0-1
20,0	6540-020,0	7045-020,0	7550-020,0	9060020,0-1	10470020,0-1	

SPACER RING SETS

T mm	ART.NO. D65/d40	ART.NO. D70/d45	ART.NO. D75/d50	ART.NO. D90/d60	ART.NO. D104/d70	ART.NO. D130/d100
1	RP6540-1	RP7045-1	RP7550-1	RP906-1	RP10470-1	RP130100-1
2	RP6540-2	RP7045-2	RP7550-2	RP906-2	RP10470-2	RP130100-2
3	RP6540-3	RP7045-3	RP7550-3	RP906-3	RP10470-3	RP130100-3
4	RP6540-4	RP7045-4	RP7550-4	RP906-4	RP10470-4	RP130100-4
5	RP6540-5	RP7045-5	RP7550-5	RP906-5	RP10470-5	RP130100-5
6	RP6540-6	RP7045-6	RP7550-6	RP906-6	RP10470-6	RP130100-6
7	RP6540-7	RP7045-7	RP7550-7	RP906-7	RP10470-7	RP130100-7

IF YOU CAN'T FIND WHAT YOU'RE LOOKING FOR PLEASE CONTACT: SUPPORT@MICORTOOLING.COM



BBM
PLANING TOOLS

BBM opened its doors 1987 and are one of the very few players in that market that still exist today and is considered to manufacture very high-quality product that are sold around the world and are constant commitment to offer premium products that gives longer running times and swift deliveries. What makes the BBM products so admired? The Swedish craftsmanship has proven a great success over the years, as quality assurance is in the DNA, and this is synonymous to the BBM brand.

www.micortooling.com

MICOR
TOOLING